

# WELCOME!

---

- We'll get started momentarily.
- Your microphone, video, and chat features are not needed and will remain deactivated.
- To view closed captioning, select the *Show Captions* icon in the meeting controls toolbar.
- Please submit questions at any time in the Q&A feature.
- If you still have questions at the end of this session, please contact Health Center Program Support.





# Bureau of Primary Health Care Program Updates

*September 25, 2025*

**Vision: Healthy Communities, Healthy People**



# Health Center Program Updates

## AGENDA

- ☐ New Process for Delinquent Audits
- ☐ Q&A with OFAAM Division of Financial Integrity
- ☐ September Observances
- ☐ 2024 Uniform Data System Highlights
- ☐ 2025 Uniform Data System Technical Assistance
- ☐ Operational Site Visit Badge
- ☐ Funding Updates
- ☐ Bureau Updates
- ☐ Mark Your Calendar
- ☐ Q&A





# HRSA's Enhanced Delinquent Audit Process

Office of Federal Assistance and Acquisition Management

**Vision: Healthy Communities, Healthy People**



# Audit Requirements

Statute: 45 Code of Federal Regulations Part 75 Subpart F, *Audit Requirements*

- Recipients that **expend \$1,000,000 or more** in federal awards in a fiscal year (FY) must have Single Audits conducted
- Recipients that **expend less than \$1,000,000** in federal awards in a FY are:
  - Exempt from the Single Audit requirements for that FY
  - Required to have records available for review or audit by appropriate officials of the federal agency, pass-through entity, and Government Accountability Office



# Audit Report Submission

---

- Timeframe for Single Audit Submission
  - Single Audit Reports must be completed and submitted to the Federal Audit Clearinghouse (FAC) within the earlier of 30 calendar days after receipt of the auditors' reports, or 9 months after the end of the audit periods.
- FAC Reporting Package must include:
  - Data Collection Form
  - Single Audit Report



# Delinquent Audits – Additional Actions

---

- If recipients do not have their Single Audits performed and do not submit the related reports to the FAC within the required timeframe, they may be subject to further actions including:
  - Drawdown restriction
  - Reimbursable drawdown restriction
  - Withholding a percentage of federal funds
  - Suspending federal funds
  - Termination of grant





# Monthly Delinquent Audit Follow-Up and Delinquent Audit Fiscal Technical Assistance

---

- DFI sends monthly emails to recipients that are delinquent in submitting their Single Audit Reports to the FAC that include:
  - Notifications of which FY audits are delinquent
  - Requests for expected submission dates
  - Requests for electronic copies of auditor engagement letters
  - Reminders that follow-up emails will continue until all delinquent audits are accepted by the FAC.
- DFI also conducts Delinquent Audit Fiscal Technical Assistance sessions with recipients that are past due in submitting their audits to FAC.





# HRSA's 120-Day Grant Condition Letter

## Remedies for Noncompliance

---

- HHS and HRSA are requiring enhanced oversight for recipients that are multiple years delinquent in submitting their Single Audit Reports to FAC.
- Beginning in October 2025, HRSA will send emails to all recipients that are multiple years delinquent that will detail the new 120-Day Grant Condition for continued noncompliance with the audit requirements.



# HRSA 120-Day Grant Condition Letter

## Remedies for Noncompliance (1/2)

---

The email will include the following information:

- Recipients will have 15 days to inform HRSA and provide confirmations of receipt if audits have been submitted to FAC, or to submit a plan to remedy these deficiencies.
- If the audits or the plans are not submitted within 15 days, a 120-day grant condition will be applied to all HRSA grants requiring submission of the most delinquent audits to FAC.
- Continued non-compliance will result in suspensions of all HRSA grants for 30 days.



# HRSA 120-Day Grant Condition Letter

## Remedies for Noncompliance (2/2)

---

- Additional actions, such as termination, may result if the most delinquent audits are not submitted before the 30-day suspension periods end.
- This process will be ongoing and continue until all outstanding audits are submitted to FAC.



# Questions



For questions or assistance, please contact the HRSA Grants Management Specialist listed on your most recent Notice of Award or email [SARfollowup@hrsa.gov](mailto:SARfollowup@hrsa.gov).

# September Observances



**National  
Preparedness Month**  
Preparedness Starts At Home



# Record Number of Patients Served

Health centers provided affordable, accessible, high quality preventive and primary health care to **32.4 million** patients across the country, an increase of **1.1 million** patients since 2023, including:



**90%**  
of patients  
at or below  
200% of the  
federal poverty  
level



**1 in 5**  
people living  
in rural  
communities



**3.6M**  
Medicare  
patients



**5.9M**  
uninsured  
patients



**1 in 15**  
patients 65 or  
older



**408K**  
veterans



**1 in 8**  
children



**15.6M**  
Medicaid  
patients

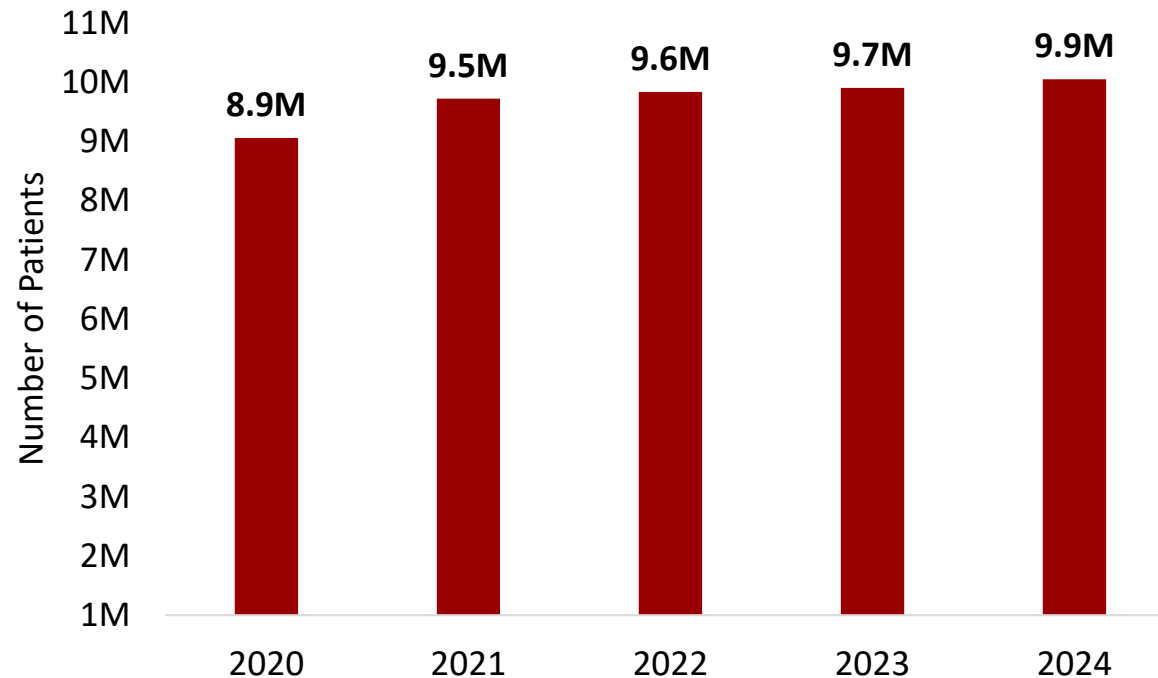


Source: Uniform Data System, 2024 – Table 3A, Table 3B, and Table 4

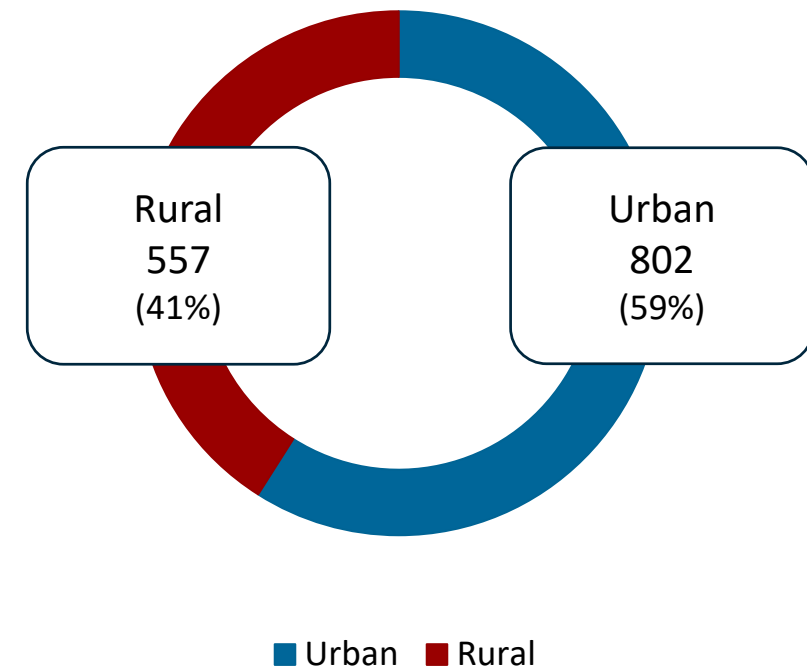
# Health Centers Serve 1 in 5 People Living in Rural Communities

The number of health centers serving rural populations has increased by 11% since 2020.

Number of Health Center Patients Served by Rural Health Centers



Number of Health Centers in 2024



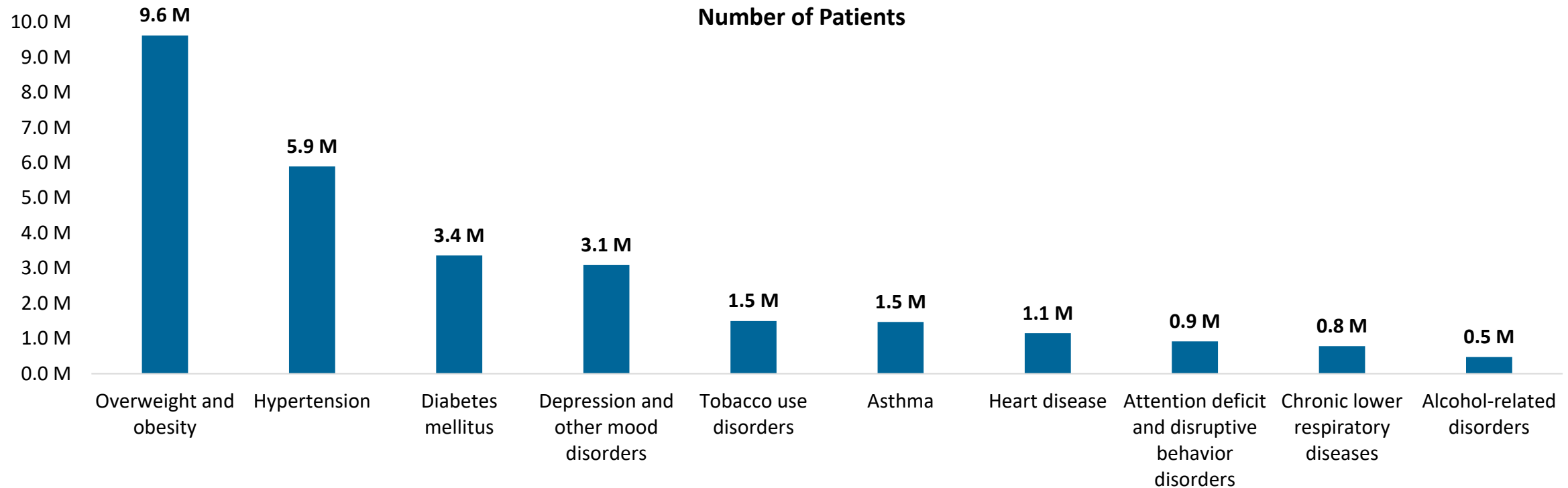
*Note: HRSA is required to make awards to ensure that the ratio of rural to urban target populations is not less than two to three or greater than three to two as set forth in 42 USC §254b.*  
Source: Uniform Data System, 2020-2024 – Table 3A





# Health Centers Treat Patients with Chronic Diseases

Health Centers are at the forefront of “Make America Healthy Again” by caring for patients with various chronic disease diagnoses.



Source: Uniform Data System, 2024 – Table 6A



# Health Centers Help Patients Improve Their Health

Chronic Disease Prevention/Management	2020	2023	2024	Change in Number of Patients; 2023-2024	Change in Number of Patients; 2020-2024
Hypertension Control	58% (2,945,580)	66% (3,454,116)	67% (3,687,941)	+233,825	+742,361
Controlled Diabetes (<9% HbA1c)	64% (1,605,408)	71% (2,095,128)	72% (2,238,249)	+143,121	+632,841

Nutrition Counseling/Health Education	2020	2023	2024	Change in Number of Patients; 2023-2024	Change in Number of Patients; 2020-2024
Weight Assessment and Counseling for Nutrition and Physical Activity for Children/Adolescents	65% (3,032,670)	72% (4,351,097)	73% (4,573,353)	+222,256	+1,540,683
Adult Weight Assessment and Follow-up Plan	66% (10,118,632)	67% (11,734,256)	68% (12,355,556)	+621,300	+2,236,924
Tobacco Use Screening and Cessation	83% (10,085,837)	85% (12,172,683)	84% (13,876,552)	+1,703,869	+3,790,715



<sup>1</sup>Measure first captured in 2020. Trend shown is based on data from 2020-2024.

Source: Uniform Data System 2020, 2024 – Table 6B, Table 7; \*Each measure is the percent of eligible patients who received the service or experienced the outcome.



# Health Centers Help Patients Improve Their Health

Cancer Screening	2020	2023	2024	Change in Number of Patients; 2023-2024	Change in Number of Patients; 2020-2024
Breast Cancer Screening	45% (1,438,426)	52% (1,851,976)	54% (1,966,405)	+114,429	+527,979
Colorectal Cancer Screening	40% (2,448,976)	41% (3,306,873)	43% (3,617,246)	+310,373	+1,168,270
Cervical Cancer Screening	51% (3,807,992)	55% (4,278,162)	55% (4,431,850)	+153,688	+623,858

Mental Health	2020	2023	2024	Change in Number of Patients; 2023-2024	Change in Number of Patients; 2020-2024
Screening for Depression and Follow-up	64% (10,280,203)	72% (11,636,325)	74% (15,446,771)	+3,810,446	+5,166,568

<sup>1</sup>Measure first captured in 2020. Trend shown is based on data from 2020-2024.

Source: Uniform Data System 2020, 2024 – Table 6B, Table 7; \*Each measure is the percent of eligible patients who received the service or experienced the outcome.



# Upcoming 2025 UDS Technical Assistance Webinars

## UDS Webinar Series

- [The Foundation of the UDS: Counting Visits](#)
- [UDS Clinical Tables Part 1: Screening and Preventive Care Measures](#)
- [UDS Clinical Tables Part 2: Maternal Care and Children's Health](#)
- [UDS Clinical Tables Part 3: Chronic Disease Management](#)
- [Preliminary Reporting Environment \(PRE\)](#)
- [Reporting UDS Financial and Operational Tables](#)
- [Successful Submission Strategies](#)



## Annual UDS Primary Care Association (PCA) State/Territory Based Training

- What: Two 3-hour training sessions
- When: October – December 2025
- Where: In-person and Virtual
- Register: [Email PCA Point-of-Contact](#)

[Register](#) for the UDS webinar series and view the full schedule of UDS webinars.



# Key Emergency Preparedness Resources

- **Save the Date:** Biannual Emergency Management Webinar
  - Thursday, October 16 from 2 p.m. - 3:30 p.m. ET
- Website: [Emergency Preparedness, Response, and Recovery Resources for Health Centers](#)
  - Printable PDF: [Emergency Information Kit](#)
- TA resource (PDF): [Federal Tort Claims Act \(FTCA\) Emergency Management Guide](#)



Use the [BPHC Contact Form](#) if you have more questions as you prepare for emergency situations.



# Community Health Recognition (CHQR) Badges



## Highlights for 2025:

- 11 CHQR badge types: two new this year
- 1,072 health centers were awarded at least one badge.
- Advancing Health IT was the most awarded badge.

## Reminders:

- View awards on [CHQR Overview](#) webpage and on the [CHQR Dashboard](#).
- Request badge images and submit questions via the [BPHC Contact Form](#). Select:
  - Uniform Data Systems (UDS)
  - Community Health Quality Recognition Badges (CHQR) badges
  - Requesting a badge image or certificate



# NEW Operational Site Visit Badge



Recognizes health centers that demonstrate full compliance of Health Center Program requirements following an Operational Site Visit

## Eligibility:

- No conditions placed on the health centers' award after an OSV
- OSV conducted in calendar year 2024 or after



# Funding and Policy Updates

---

## Fiscal Year 2025

- Supplemental Awards Information

## Fiscal Year 2026

- Updated HHS Grants Policy Statement
- Service Area Competition
- Budget Period Renewals
- Look-Alikes



# Bureau Updates



# BPHC Contact Form Improvements and Usability Testing

BPHC CX Contact Form  
Enhancements: Research & Testing  
Recruitment, Fall 2025



# Mark Your Calendar

---

## BPHC Program Updates

- Thursday, October 30, 2 – 3 p.m. ET
- Thursday, December 4, 2 – 3 p.m. ET

*Join Us!*



# Questions?

---



# Thank You!

Bureau of Primary Health Care (BPHC)

Health Resources and Services Administration (HRSA)



[Health Center Program Support](#)



877-464-4772, 8 a.m. – 8 p.m. ET, Monday – Friday (except federal holidays)

---

[bphc.hrsa.gov](http://bphc.hrsa.gov)



[Sign up for the \*Primary Health Care Digest\*](#)



# Connect with HRSA

Learn more about our agency at:

[www.HRSA.gov](http://www.HRSA.gov)



[Sign up for the HRSA eNews](#)

FOLLOW US:

