

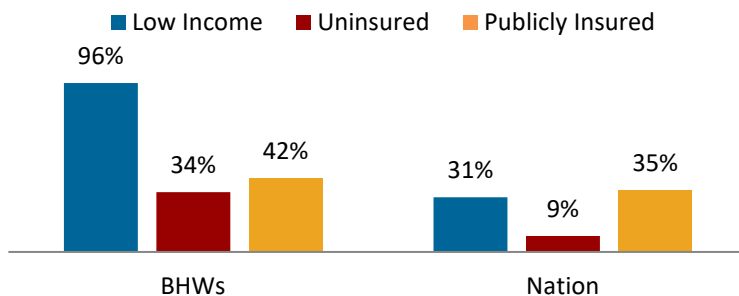
## Bureau of Health Workforce Awardees: 2020 At a Glance

### The Program

In calendar year 2020, 18 Bureau of Health Workforce awardees (BHWs) provided services to 16,877 patients with 60,802 visits. In the previous year (2019) there were a total of 21 awardees reporting.

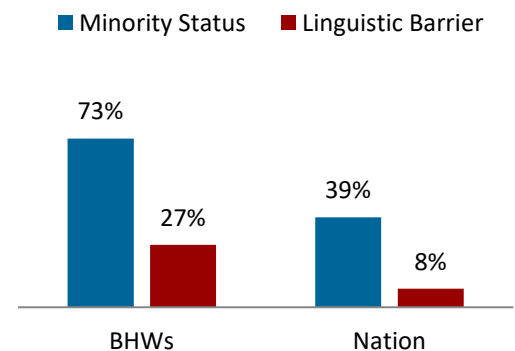
### Patients: Socioeconomic Characteristics

- 91% with known incomes are at or below 200% of the Federal Poverty Guidelines
- 22% are uninsured
- 57% have public insurance (Medicaid, Medicare, or Other Public)



### Patients: Minority Status

- 65% are of racial and/or ethnic minority
- 27% face a linguistic barrier



### Services Provided

- 78% of BHWs provided primary medical care services
- 0% of BHWs provided dental services
- 100% of BHWs provided mental health and/or substance use disorder services

### Staffing

BHW awardees employ the full time equivalent of 137 staff members and volunteers.

- 32 are physicians, CNMs, NPs, and PAs
- An additional 27 are nurses and other medical professionals
- 10 are enabling service personnel
- 0 are dental service personnel
- 42 are behavioral health (mental health and substance use disorder) personnel
- 19 personnel provide non-clinical support

### Continuity of Care

BHW awardees provide continuous care.

Service Category	Average Number of Visits/Patient/Year	% of Total Patients Utilizing
Medical	2.26	72%
Dental	-	-
Mental Health	3.85	43%
Substance Use Disorder	4.51	2%
Vision	1.03	0.18%
Other Professional	3.63	3%
Enabling	4.15	3%

### Virtual Visits

- Virtual visit utilization increased significantly from the prior year due to the COVID-19 pandemic
- 100% BHW awardees utilized virtual visits
- 44% of all visits were virtual
- Mental health services were provided most often through virtual visits (62%)

## Bureau of Health Workforce Awardees: 2020 At a Glance

### Quality of Care and Outcome Indicators: Clinical Performance

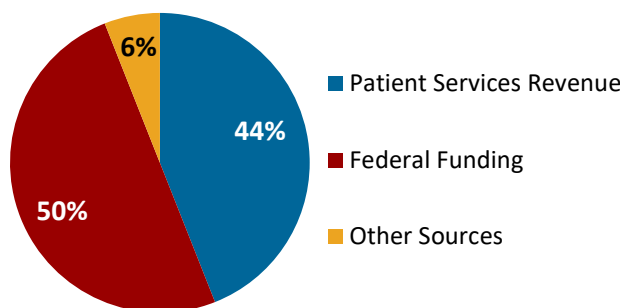
BHW awardees provide high quality of care. Several clinical quality measures that exceed Healthy People 2030 goals include early entry into prenatal care, screening for depression and follow-up plan, and HIV linkage to care.

Performance Rates and Goals			
Quality of Care and Outcome Measures	BHWs	330-Funded*	HP 2030 Goal**
Early Entry into Prenatal Care	83%	73%	81%
Low Birth Weight	6%	8%	-
Childhood Immunization Status	77%	40%	-
Weight Assessment and Counseling for Nutrition and Physical Activity of Children and Adolescents	51%	65%	-
Dental Sealants for Children between 6-9 Years	-	49%	43%
Body mass Index (BMI) Screening and Follow-Up Plan	55%	66%	-
Tobacco Use: Screening and Cessation Intervention	59%	83%	-
Screening for Depression and Follow-Up Plan	71%	64%	14%
Cervical Cancer Screening	46%	51%	84%
Breast Cancer Screening	45%	45%	77%
Colorectal Cancer Screening	35%	40%	74%
HIV Screening	44%	32%	-
Depression Remission at Twelve Months	20%	14%	-
Statin Therapy for the Prevention and Treatment of Cardiovascular Disease	73%	72%	-
Ischemic Vascular Disease (IVD): Use of Aspirin or Another Antiplatelet	79%	79%	-
HIV Linkage to Care	100%	81%	95%
Controlling High Blood Pressure	59%	58%	61%
Diabetes: Hemoglobin A1c (HbA1c) Poor Control (>9%)	37%	36%	12%

\* Calendar year 2020 averages for Uniform Data System (UDS) clinical quality measures for BPHC 330-Funded Health Center Program awardees \*\* Healthy People (HP) 2030 Goals

### Sources of Support

BHW awardees are funded primarily through federal funding, which includes HRSA BHW grant support.



### Cost Effectiveness

- The average total cost per patient is \$599
- The average medical cost per medical visit is \$130
- The average charge per billable visit is \$175

### Adjustments and Patient Discounts

- 68% of self-pay charges are written off as sliding discounts
- Indigent care funds cover 0.5% of self-pay charges
- 39% of insured charges are adjusted as contractual adjustments

**Sources of Data:** Aggregate calendar year 2020 UDS, U.S. Census/American Community Survey (ACS) 2015-2019, National Health and Nutrition Examination Survey, Healthy People 2030