



Primary Care HIV Prevention (PCHP)

Increasing PrEP Uptake Among African-American Cisgender Women

CDR Gary Koller, Investment Oversight Advisor
Service Expansion Investment Management
Office of Health Center Investment Oversight (OHCIO), BPHC

Vision: Healthy Communities, Healthy People



Ending the HIV Epidemic in the U.S. (EHE)



Diagnose all people with HIV as soon as possible.

Treat people with HIV rapidly and effectively to reach sustained viral suppression.



Prevent new HIV transmissions by using proven interventions including pre-exposure prophylaxis (PrEP) and syringe service programs (SSP)


Respond quickly to potential HIV outbreaks to get needed prevention and treatment services to people who need them.



EHE-PCHP Funding Objectives



Increase the number of patients counseled and tested for HIV.



Increase the number of patients prescribed PrEP.



Increase the percentage of patients newly diagnosed with HIV who are linked to care and treatment within 30 days of diagnosis.

Health Centers Progress in Ending the HIV Epidemic in the U.S.

In FY 2023, \$157 million was awarded to support the EHE Initiative, an increase of \$35 million over the FY 2022 level – further increasing participation in the Initiative’s targeted geographic regions.

	2020	2021	2022
Total Health Center Patients	28.6M	30.2M	30.5M
Number of HIV Tests	2,489,031	3,272,865	3,492,034
Number of HIV Patients (PLWH)	189,970	200,006	199,442
% New Diagnoses Linked to Care ¹	81.41%	82.70%	82.20%
Number of Patients received PrEP management services	—	79,163	84,773

- Nearly **3.5 million** HIV tests conducted in 2022
- Nearly **200,000** patients with HIV received primary care services at health centers, including many sites co-funded by the Ryan White HIV/AIDS Program
- Nearly **85,000** patients received Pre-Exposure Prophylaxis (PrEP) services in 2022 (7% increase from 2021)

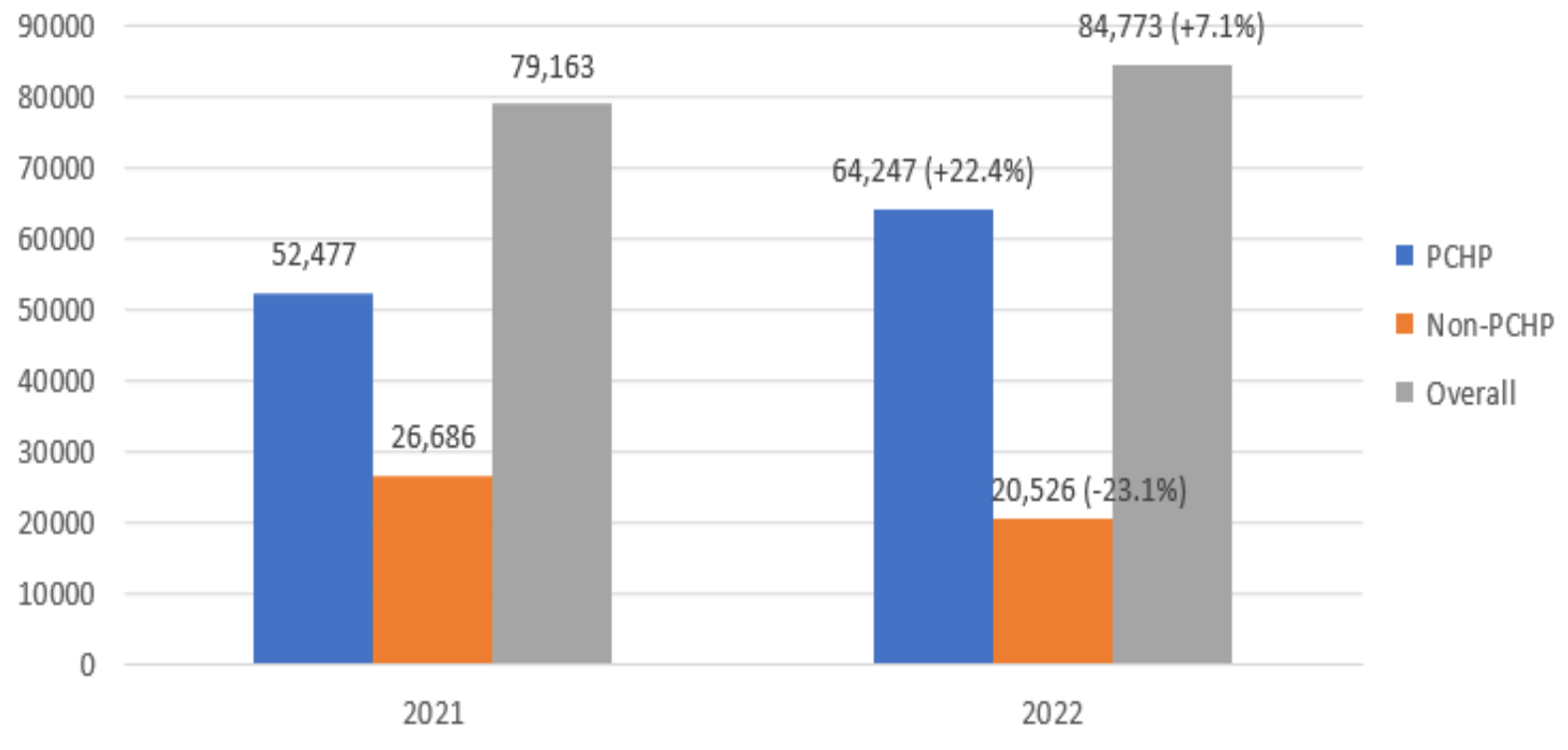


Source: Uniform Data System (UDS); 2020-2022 – Table 3A, Table 6A, Table 6B.


¹HIV Linkage to Care CQM defined as percent of patients with first-ever HIV diagnosis that were seen for follow-up treatment within 30 days of diagnosis

PCHP vs. Non-PCHP Funded Health Centers

Number of Patients (% change in UDS 2022 vs. UDS 2021) with PrEP associated management



Source: 2021-2022 Uniform Data System (UDS) Full HRSA Data – Table 6A.
FY 2020-22 PCHP-funded Health Centers (HCs) (FY 2020 = 194 HCs, FY 2021 = 107 HCs, FY 2022 = 64 HCs). An additional 46 HCs received PCHP funding in FY 2023.



Questions & Answers

Thank You!

Bureau of Primary Health Care (BPHC)

Health Resources and Services Administration (HRSA)



[Health Center Program Support](#)



877-464-4772, 8 a.m. to 8 p.m. ET, Monday - Friday (except federal holidays)

bphc.hrsa.gov



[Sign up for the *Primary Health Care Digest*](#)



Appendix

Data Table: PCHP vs. Non-PCHP Funded Health Centers

Type of Funded Health Centers	2021	2022
PCHP	52,477	64,247
Non-PCHP	26,686	20,526
Overall	79,163	84,773